



### District Report Card: 2017


<b>State:</b> Jammu And Kashmir	<b>District:</b> Punch
<b>Class:</b> 8	<b>Subject:</b> Language
<b>Schools:</b> 51	<b>Students:</b> 905


### Participation/Coverage


#### Students

<div>GENDER</div> <div></div>	Boys				Girls			
	Number		%		Number		%	
	459		50.72		446		49.28	

<div>AREA</div> <div></div>	Rural				Urban			
	Number		%		Number		%	
	881		97.35		24		2.65	

<div>CATEGORY</div> <div></div>	SC		ST		OBC		GEN	
	Number	%	Number	%	Number	%	Number	%
	0	0.00	344	38.01	31	3.43	530	58.56

<div>CWSN</div> <div></div>	LD	VI	HI	S&LD	ID	Oth
	0	2	0	1	6	1

<div>Management</div> <div></div>	Government			Government-aided		
	Number		%	Number		%
	905		100.00	0		0.00

### Average Performance of Students in Language (%)

Overall	Gender		Area		Management		Social Group			
	Male	Female	Rural	Urban	Govt.	Aided	SC	ST	OBC	GEN
47.71	47.64	47.79	47.94	39.44	47.71	0.00	0.00	46.40	41.94	48.91

## Performance on Learning Outcomes (LOs)

Learning Outcomes	Description	Average Performance(%)
L813	Read textual/non-textual materials with comprehension and identifies the details, characters, main idea and sequence of ideas and events while reading	47.71

Range of Performance of Students who Answered Correctly							
Below 30%		30% - 50%		50% - 75%		Above 75%	
Number	%	Number	%	Number	%	Number	%
240	26.52	245	27.07	301	33.26	119	13.15

## Lowest Performing Learning Outcomes (LOs)

1 - Read textual/non-textual materials with comprehension and identifies the details, characters, main idea and sequence of ideas and events while reading (47.71)